



Emily Carr SS e-Newsletter



4901 Rutherford Rd, Vaughan, ON L4H 3C2

November 24, 2023

In this Issue:

- Grade 8 Open House
- Student Trustee Elections
- OSSLT
- Senior Sunrise Event
- Graduation Photos
- School Safety
- Good Neighbor Relationships

**PLEASE
NOTE:**

Hello ECSS Community,

Please take a moment to review the upcoming events and activities, as well as important reminders.

Have a wonderful weekend!

ECSS Administration

Grade 8 Open House - SAVE THE DATE!

Grade 8 information night is on Wednesday, December 6 at Emily Carr Secondary School between 6pm to 8pm.

Learn more about:

- ECSS departments and programs
- Clubs and extracurricular activities
- Community partners

Our student council will also be fundraising for the school through sales of Krispy Kreme Donuts.

Graduation Photos

Begins Monday, December 4. Please see attached flyer.

Contact Us

Phone 905-850-5012

Extensions

Reception 0

Attendance 1

Guidance 3

emily.carr.ss@yrdsb.ca

Online

[School website](#)



@emilycarryrdsb

Administration

Principal
[Tanya-Lynn Paul](#)



Vice Principals
[Nadira Lawrence-Selan](#) (A-L)
[Paula Borges](#) (M-Z)

School Council

Ajay Kumar (co-chair)
Andre Tsopeles (co-chair)

Superintendent

[Otilia Olteanu](#)

Trustee

[Dr. Elizabeth Sinclair](#)



School News

Grade 10 Literacy Test

OSSLT Fall 2023 will be happening **Tuesday, November 28** and **Wednesday, November 29, 2023** for students in Grade 10 and potential graduates who need this graduation requirement.

In preparation, if you and your child wish to access sample and practice OSSLT tests, these can be found on the [EQAO website](#).

Please visit the below resources for additional resources and support for your child(ren):

- OSSLT Information Videos - [What to expect on the OSSLT](#)
- [Online OSSLT Practice Test](#)
- [ECSS All Things Grade 10 Google Classroom](#)
Class Join Code: sz4wtnr - Class work: OSSLT
- OSSLT Reading & Writing Tip Sheets - see below

Student Trustee Applications Open

If you will be in grade 11 or 12 next school year and are passionate about student voice, consider becoming a student trustee, and representing students across YRDSB.

Student trustees network with students, staff and the Board of Trustees to share information that gives students a meaningful voice. Learn more about the role and how you can apply at www.yrdsb.ca/studenttrustees.

Applications can be submitted between November 27-December 11. The deadline to apply is December 11, 2023 11:59 p.m.

All students in Grades 5-12 will have an opportunity to vote for the candidate who represents our area of the Board. There are four areas of the Board (central, east, north and west). Once the four final candidates are announced, students can vote for two of the four candidates to represent them as student trustees in the 2024-2025 school year. Students will receive information on how to vote in the election during the campaign and voting period.

Link: [Roles and Responsibilities Video](#)



Important Dates

Monday, December 4

- Grad Photos Begin

Wednesday, December 6

- Grade 8 Open House

Monday, December 25 to Friday, January 5

- Winter Break

Helpful Links

CARING & SAFE SCHOOLS:

[Kids Help Phone](#)
[Report It \(YRDSB\)](#)

SUPPORTING MENTAL HEALTH AND WELL-BEING:

Crisis Mental Health Supports for Students:

[310-COPE](#): 905-310-COPE (2673) or 1-855-310-COPE (2673) - available 24/7

[KidsHelpPhone](#): 1-800-668-6868, text 686868 - available 24/7



School News

The **Student Wellness Team** organized our **Senior Sunrise** event. This took place on Tuesday, November 21st from 6:45a.m. - 7:30a.m. It was a great opportunity for senior students to play some games, make memories, and show their school spirit.



Important Dates

Monday, December 4

- Grad Photos Begin

Wednesday, December 6

- Grade 8 Open House

Monday, December 25 to Friday, January 5

- Winter Break

Helpful Links

CARING & SAFE SCHOOLS:

[Kids Help Phone](#)

[Report It \(YRDSB\)](#)

SUPPORTING MENTAL HEALTH AND WELL-BEING:

Crisis Mental Health Supports for Students:

[310-COPE](#): 905-310-COPE (2673)

or 1-855-310-COPE (2673) - available 24/7

[KidsHelpPhone](#): 1-800-668-6868, text 686868 - available 24/7



School News

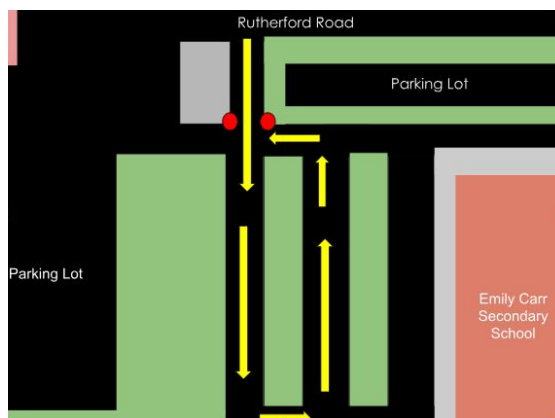
Good Neighbour Relationships

The students of ECSS have a shared responsibility with our community partners to ensure an inviting and clean environment for our neighbours and our community. Students are asked to respect the property and privacy of our neighbours. Although the Al Palladini Community Center, the Pierre Berton Resource Library and the Business establishments at the Plaza are public facilities, they are to be treated as private property by our students. Students are not to loiter in, or near, these establishments. To be inside Al Palladini Community Center, students must have a Community Center membership and they must be participating in community activities. We are proud of our students as they are ECSS ambassadors wherever they go in the community.

School Safety

In the interest of safely dropping off and picking up your child and to help traffic move smoother, we ask parents not to drop their children off or stop in the wheelchair bus area. Cars stopping in the wheelchair bus area block traffic behind them causing it to be slower for everyone and our wheelchair buses are unable to drop off and/or pick-up our students in a timely manner. In addition, the lanes directly in front of the main entrance are emergency and bus lanes, please do not use these lanes to drop off or pick up your child. If you drive your child to school, you know that it can be quite busy. You can avoid the morning rush by dropping your child off before 7:45 a.m., carpooling, or encouraging your child to walk or make use of public transit.

Please see the diagram below for details on the route you should be using to pick up and drop off student(s).



Important Dates

Monday, December 4

- Grad Photos Begin

Wednesday, December 6

- Grade 8 Open House

Monday, December 25 to Friday, January 5

- Winter Break

Helpful Links

CARING & SAFE SCHOOLS:

[Kids Help Phone](#)

[Report It \(YRDSB\)](#)

SUPPORTING MENTAL HEALTH AND WELL-BEING:

Crisis Mental Health Supports for Students:

[310-COPE](#): 905-310-COPE (2673) or 1-855-310-COPE (2673) - available 24/7

[KidsHelpPhone](#): 1-800-668-6868, text 686868 - available 24/7



Updates from Guidance

As you've read above, the Student Wellness Team organized a successful **Senior Sunrise** event. We plan to organize a Senior Sunet in the Spring to continue with a new tradition to ECSS, allowing our students to make some more wonderful memories. 😊

Dual Credit Registration is now open!

Students who are interested in applying to [Dual Credit](#) courses are asked to connect with their school guidance department and can complete their application by filling in the following form: www.yrdsb.cc/dualcreditapp.

College and University Open Houses & Tours: Attending a college and university open house or tour is a great way to find out more about the campus, the programs, and the environment. Each post-secondary institution offers a variety of events throughout the year for secondary school students. We encourage students and families to visit each institution's website to find out more details about in-person and virtual opportunities.

Potential Graduates are reminded to review the Post-Secondary Planning presentation that was shown in class the week of October 2nd and posted in the "All Things Grade 12" Google Classroom. The [PDF](#) of the presentation has been linked here as well. Now that students have received their OEN and Mident number, they may begin creating their OUAC and OCAS accounts and apply to their desired programs.

The **SchoolFinder Virtual Fall Fair** is taking place on Wednesday, November 29th from 5:00pm – 9:00pm. Students can attend live webinars from colleges and universities in Canada and around the world; get answers to their questions about scholarships and financial aid, programs, applications and deadlines, and student life; and they have the chance to win prizes! Click [here](#) for more information about this event and to register.

Students and families are invited to review the **Trades Report** and/or participate in an online **Trades and apprenticeship Workshop**. The links and passwords to access this report and workshop have been posted in the grade specific Google Classrooms. The links and passwords are not to be shared.



Community News

Updates from Vaughan Public Libraries

- **Chess Club** begins right after school on Thursdays starting Nov. 15 and running to Dec. 13 at Pierre Berton. Students can drop in and practice strategies, play both physical and digital chess, and compete with each other in our VPL tournament. Winners will receive prizes!
- **D&D Club** continues every other Saturday at Pierre Berton. Please contact zachary.fanni@vaughan.ca to register.
- **Makers with a Cause** meets on Wednesdays at 7:00pm starting Nov. 29 at Pierre Berton. Students will work on art to be displayed in a special exhibit in Vaughan Public Libraries. [Register on Eventbrite](#) to attend.
- **Creative Writing Power Hour** continues every Wednesday at 5:00pm at the Bathurst Clark branch. [Register on Eventbrite](#) to attend.
- **Debate Club** returns at the Civic Center Branch on Thursdays at 7:00pm starting on Nov. 16. [Register on Eventbrite](#) to attend.
- **Escape the Library** (3D-printed edition) is an escape room event happening on Tuesday Nov. 14 at 7:00pm in the Civic Center Branch. [Register on Eventbrite](#) to attend.
- **Learn how to make bubble tea** at the VMC branch on Wed. Dec. 6 at 6:15pm. [Register on Eventbrite](#) to attend.

Your Portrait Session

Carry on the Canadian tradition of marking your graduation accomplishments with a classic portrait! Your professional portrait session includes traditional gown and sash poses on contemporary and traditional backgrounds.

**Sit fee details available online when you book your session.*



More Options

Your comfort and enjoyment are our top priority when you are at the camera. We want all students to let your true colours shine. Your sitting options may include: more poses and casual poses.

View details on all your sitting options at

bookmygrad.ca

B.Y.O.P

Depending on the school, Edge may or may not provide props during your photo shoot. Please feel free to bring your own flowers, books, etc. to be photographed with during your session. There's no limit to your creativity!

**Poses and backgrounds may vary.*



Graduating Class Composite

Just like the ones you stared at in your high school hallways, you'll receive your very own copy of a graduating class composite. Composites are typically handed out at Convocation or at the end of the school year.

A traditional portrait with a blue background will be provided to your school for the composite and yearbook.



****Composite size and folder inclusion vary by school. Details provided upon booking.***

Book your session TODAY!

To book your Graduation Photo Session, grab your student card and go to bookmygrad.ca and enter your school code and student number to get started.

SCHOOL CODE:

Senior Graduation



Book Your Portrait Session



#EDGEGRAD24 Do Good & Get Rewarded!

FIND OUT
HOW YOU
COULD

WIN A BURSARY

CHECK OUT edgeimaging.ca/win FOR DETAILS

Congratulations on Your Graduation

You've worked hard and it's time to celebrate.

Edge Imaging will be coming to your school to commemorate this milestone moment. Sign up soon so you can be sure to get the time slot that works best for you.

Questions? Check out the FAQs at
edgeimaging.ca/graduation



YRDSB FAMILIES OF STUDENTS IN GRADES 9-11

YOU'RE INVITED TO...

PATHWAYS TO SKILLED TRADES AND TECHNOLOGY

Learn about:

- OYAP
- Pathway Planning
- Course selection for skilled trade careers
- Experiential learning opportunities

CAREER PANEL

Hear about career pathways and opportunities from:

- Recent graduates
- Industry partners
- Employment experts

IMPORTANT INFO



Wednesday, December 6, 2023



6:30pm-8:45pm



Our Lady Queen of the World
10475 Bayview Ave, Richmond Hill, ON



REGISTER NOW
Limited space



SCAN ME

yrdsb.cc/PSTTDec6



All Grades

SNOW TUBING!

COME ENJOY THE SNOW WITH YOUR FRIENDS!

January 11, 2024
8:30 am - 2:30 pm

Bring money or a lunch. Helmets are **MANDATORY**
and provided.

***Purchase on School Cash Online (\$50/student)!**
Pick up permission form in the main office!

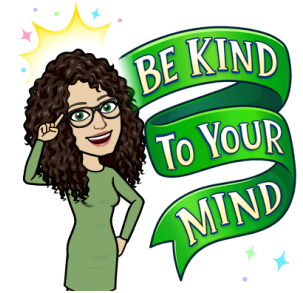
OSSLT Tip Sheet

TIP # 1 - The Main Point & Summarizing

Remember when you see this question on the Literacy Test..

State a main idea of this selection and provide one specific detail from the selection that supports it.

Prepare your answer using the following three prompts:



The main idea is that _____
(correct and clearly stated)

For example, _____
(specific and relevant supporting details are used)

These details show _____
(connection between the main idea and the supporting details are clear)

TIP # 2 - Making Connections

Remember a deep quality connection is one that enhances our understanding of the text. Being able to link what you read to what you already know, is how you make a connection.

Using the strategy of making connections, helps you better understand what you are reading. Here are some questions you can think about when reading a text on the OSSLT:

Text-to-Self (Personal Connection)

What were my feelings when I read this?

How does this relate to my life?

Text-to-Text (Information from other texts)

Have I read about something like this before?

How is the text similar/different to other things I've read before?

Text-to-World (What you know about the world)

How did that part relate to the world around me?

What does this remind me of in the real world?

TIP # 3 - Making Inferences

Many important ideas in reading are not stated directly. Discovering these ideas is called **making inferences!**

An **inference** is the ability to connect what is in the text with your personal experiences to draw a conclusion.

Filling in the missing pieces...

- Maybe...
- I think...
- It could be...
- Perhaps, it means that...

Inferring

Clues from the text 	+	My background knowledge 	=	Inference My conclusion with evidence
----------------------------	---	-----------------------------------	---	---

Find Evidence!

TIP # 4 - Reading Between the Lines

Observing, Inferring and Making Predictions are great reading strategies to use when helping to understand a text selection that you are reading.

Observations (Explore: It is...)

Inferring (Read Between the Lines: It must be...)

Predictions (Forecast: It will be...)

TIP # 5 – Grammar! Grammar! Grammar!

A **contraction** is two words joined together with an apostrophe.

I am = I'm

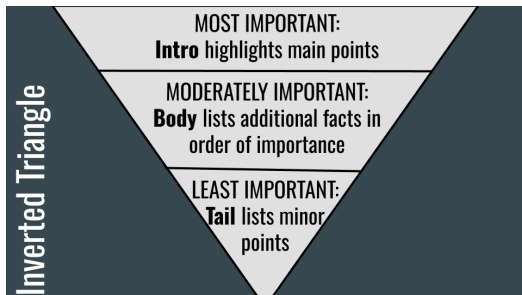
- Apostrophes take the **place of letters**.
- Contractions save time but are **informal**.

The Three Things to Capitalize:

1. **Proper Nouns** (including brand names)
2. **Titles and Headings** (accept "little words")
3. **First Word in a Sentence & The Pronoun**

TIP # 6 – News Reports

You will be responsible for reading a News Report and answering 5 Multiple Choice Questions and an Open Response Question.



The screenshot shows a section titled 'Section I: Reading' from the 'Ontario Secondary School Literacy Test'. Below the title is the heading 'Written Answer'. The question text reads: 'Explain how Burd's project demonstrates the work of a scientist. Use specific details from the selection and your own ideas to support your answer.' Below the question are several horizontal lines for writing.

Remember that the OPEN RESPONSE QUESTION for the News Report will ask you to infer. The answer will not be in the News Report, rather you need to make an inference.

The 5W's + How: Who, What, When, Why, Where & How

Usually revealed in the first paragraph

TIP # 7 – Graphic Texts

A **graphic text** is designed to communicate information to a reader on a given topic in the form of a diagram, drawing, graph, schedule, map, chart, table, timelines, etc.

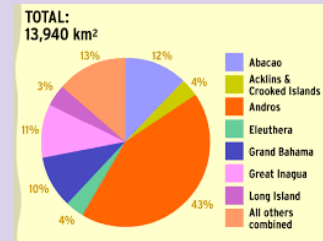
When you are trying to pull information out of the graphic text to help with reading strategies, remember to pay close attention to:

Print Features

- *Italics*
- **Bold Print**
- Bullets
- Subheadings
- Title

Organizational Features

- Legends
- Arrows
- Charts
- Diagrams
- Table




TIP # 8 – Opinion Piece

The question will ask you for your opinion about an issue relevant to teenagers. The instructions will ask for a minimum of 5 paragraphs:

1. Introduction
2. Body Paragraph 1
3. Body Paragraph 2
4. Body Paragraph 3
5. Conclusion

As soon as you read the question, create a T-Chart and brainstorm at least 3 responses for the YES side and the NO side.

You may make up facts to support your argument, but add details that are reasonable and serious!



TIP # 9 – Life Narrative

Before you begin reading the Real Life Narrative on the OSSLT, be sure to **read the title** and try to **predict what the story is about**.

Make connections to self, other texts, or the world.

During reading be sure to look at the title and the picture (if there is one). Remember to **highlight** information that appears to be important!

Remember to take your time and re-read the narrative if required. Don't rush!

After reading, rephrase the information you just read. Imagine that you are explaining it to someone who has not read the information before.

OSSLT Open Response

Make sure that you are writing **no more than 100 words**. On the OSSLT, they will accept about 10 words extra, but that's it!

Make sure that you are using examples from the text and that you are making personal connections.

